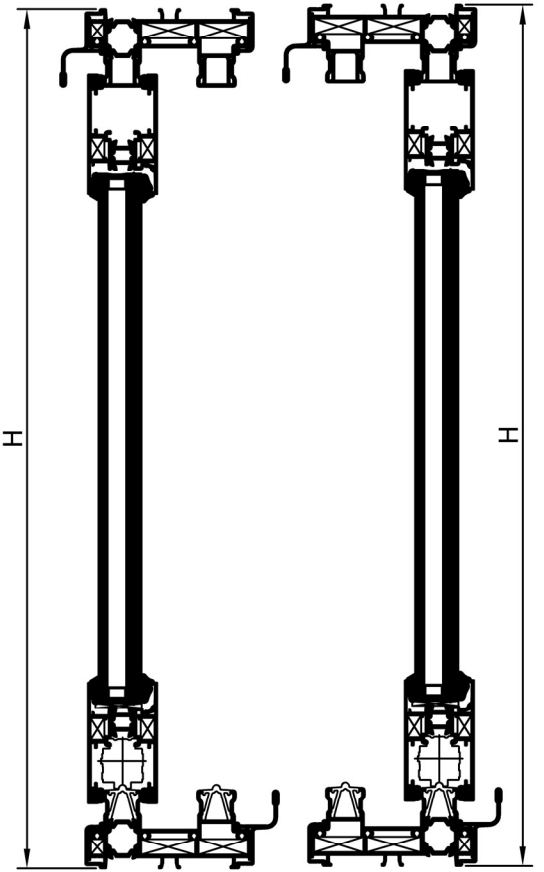

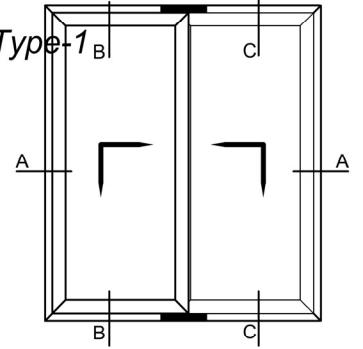


Kesim Ölçüleri Cutting Measures

45° Çerçeve Tip-1 45° Frame Connection Type-1

Profilin adı Profile Name	Kodu Code	Sembol Symbol	Adet Quantity	Kesim Cutting	Frezeleme Milling
Kasa Profili Frame Profile	45SL10		4		---
			2		---
Kanat Profili Sash Profile	45SL20		4		Bkz. sayfa 9-5, 9-6
			4		See page 9-5, 9-6
Kenet Profili Clamp Profile	45SL50		2		Bkz. sayfa 9-7 See page 9-7
Damlalık Profili Weatherdrip Profile	45SL51		2		Bkz. sayfa 9-8 See page 9-8
Kapak Profili Cover Profile	45SL52		2		Bkz. sayfa 9-8 See page 9-8
Cam Çıtası Glazing Bead	10-3133		4		Kanat üzerinden ölçü alınacaktır Cutting depth must be measured directly on frame
			4		
Kenet Plastiği Clamp Plastic	A02 010		2		---
Alt Ray Bottom Rail	A02 011 A02 013		2		Bkz. sayfa 9-9 See page 9-9

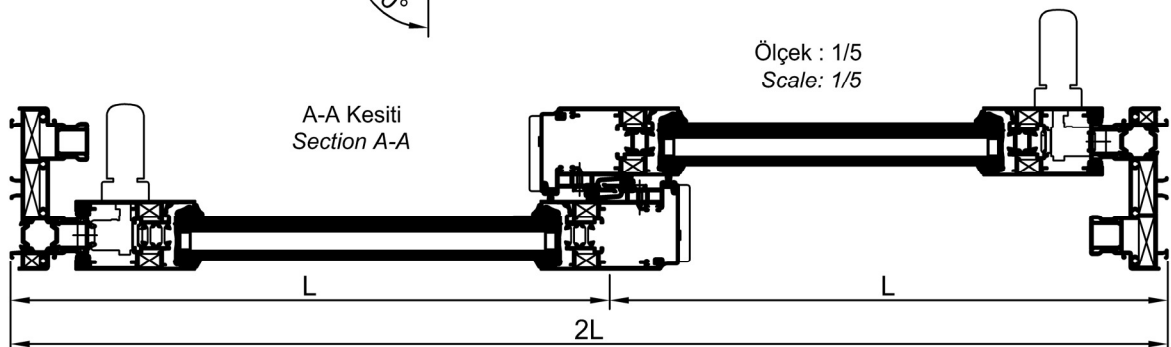
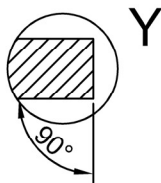
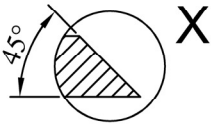


B-B Kesiti
Section B-B

C-C Kesiti
Section C-C

Not : A 02 012 kodlu kapak plastiği kesim ölçüleri ve adedi çerçeve üzerinden belirlenecektir.

Note: Cutting measures and quantity of cover plastic (A 02 012) must be designated on frame.



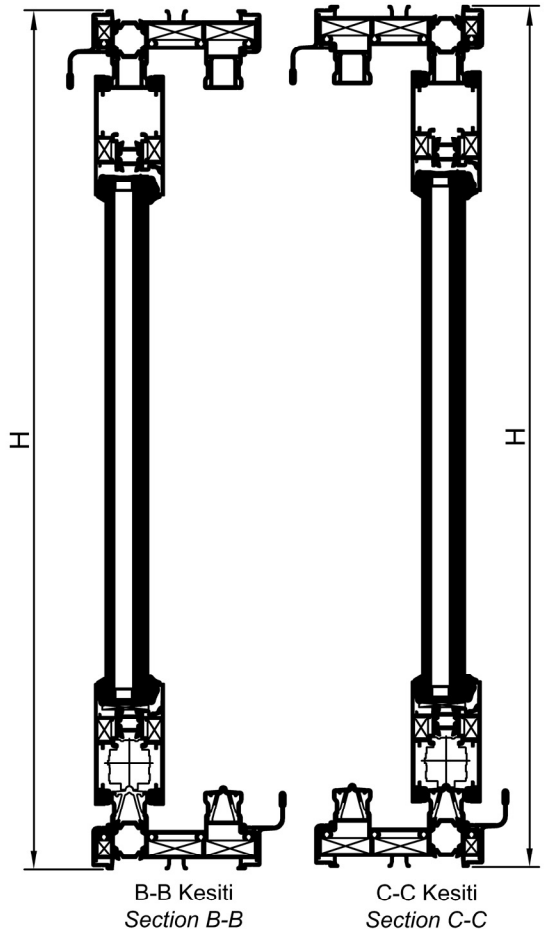
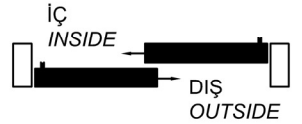
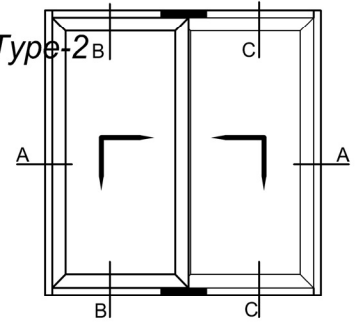
A-A Kesiti
Section A-A

Ölçek : 1/5
Scale : 1/5

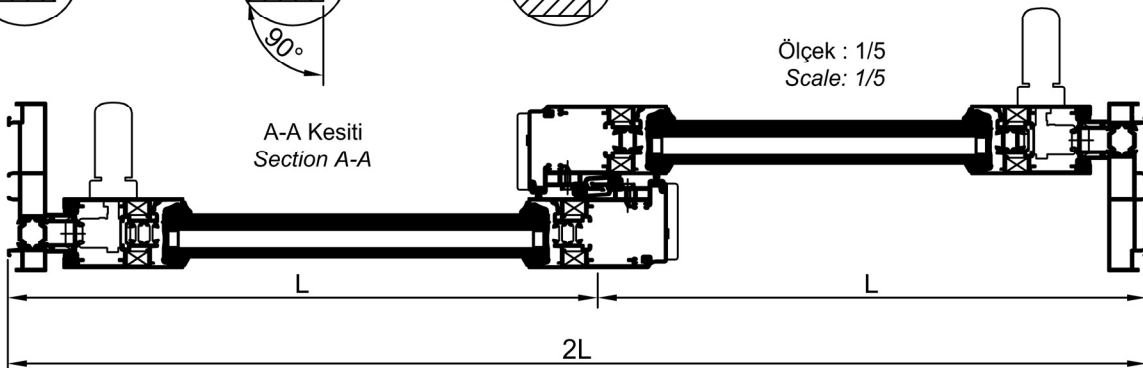
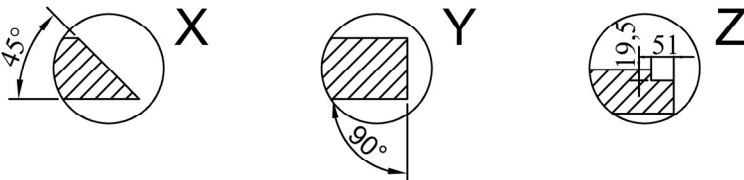
Kesim Ölçüleri Cutting Measures

90° Çerçeve Tip-2 90° Frame Connection Type-2

Profilin adı Profile Name	Kodu Code	Sembol Symbol	Adet Quantity	Kesim Cutting	Frezeleme Milling
Kasa Profili Frame Profile	45SL10		4		---
	45SL11		2		Bkz. sayfa 9-5 See page 9-5
Kanat Profili Sash Profile	45SL20		4		Bkz. sayfa 9-5, 9-6 See page 9-5, 9-6
			4		
Kenet Profili Clamp Profile	45SL50		2		Bkz. sayfa 9-7 See page 9-7
Damlalık Profili Weatherdrip Profile	45SL51		2		Bkz. sayfa 9-8 See page 9-8
Kapak Profili Cover Profile	45SL52		2		Bkz. sayfa 9-8 See page 9-8
Cam Çıtası Glazing Bead	10-3133		4		Kanat üzerinden ölçü alınacaktır Cutting depth must be measured directly on frame
			4		
Kenet Plastiği Clamp Plastic	A02 010		2		---
Alt Ray Bottom Rail	A02 011		2		Bkz. sayfa 9-9 See page 9-9
	A02 013				



Not : A 02 012 kodlu kapak plastiği kesim ölçüleri ve adedi çerçeve üzerinden belirlenecektir.
Note: Cutting measures and quantity of cover plastic (A 02 012) must be designated on frame.

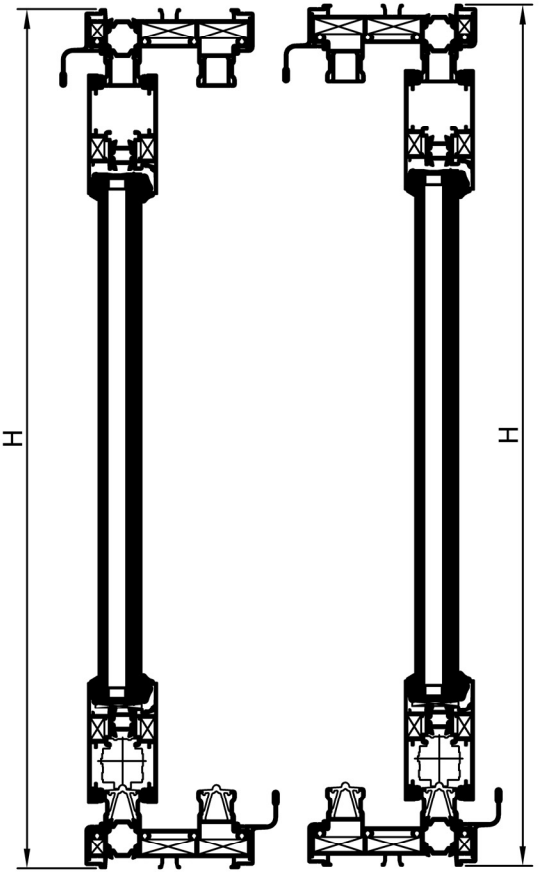

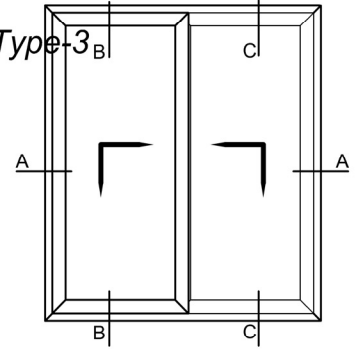


Ölçek : 1/5
Scale: 1/5

Kesim Ölçüleri Cutting Measures

45° Çerçeve Tip-3 45° Frame Connection Type-3

Profilin adı Profile Name	Kodu Code	Sembol Symbol	Adet Quantity	Kesim Cutting	Frezeleme Milling
Kasa Profili Frame Profile	45SL10		2		---
			2		---
Kanat Profili Sash Profile	45SL20		4		Bkz. sayfa 9-5, 9-6
			4		See page 9-5, 9-6
Kenet Profili Clamp Profile	45SL50		2		Bkz. sayfa 9-7 See page 9-7
Damlalık Profili Weatherdrip Profile	45SL51		2		Bkz. sayfa 9-8 See page 9-8
Kapak Profili Cover Profile	45SL52		2		Bkz. sayfa 9-8 See page 9-8
Cam Çıtası Glazing Bead	10-3133		4		Kanat üzerinden ölçü alınacaktır Cutting depth must be measured directly on frame
			4		
Kenet Plastiği Clamp Plastic	A02 010		2		---
Alt Ray Bottom Rail	A02 011 A02 013		2		Bkz. sayfa 9-9 See page 9-9

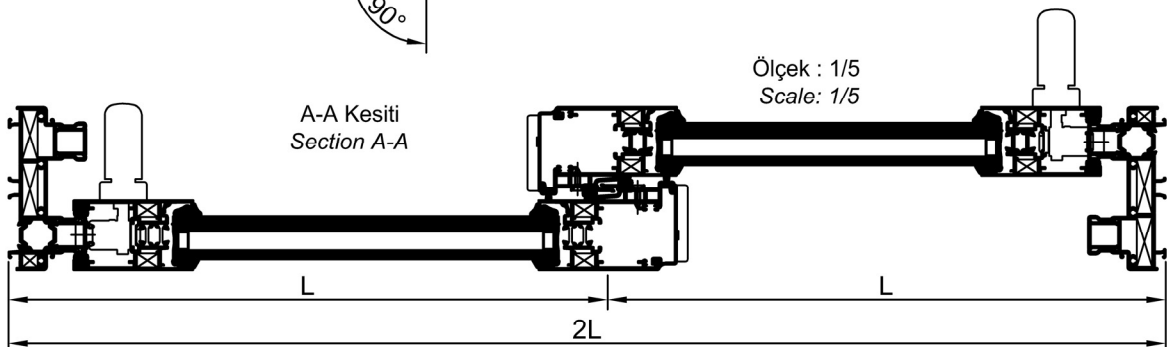
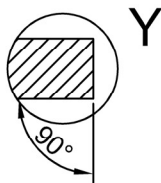
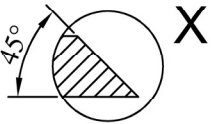


B-B Kesiti
Section B-B

C-C Kesiti
Section C-C

Not : A 02 012 kodlu kapak plastiği kesim ölçüleri ve adedi çerçeve üzerinden belirlenecektir.

Note: Cutting measures and quantity of cover plastic (A 02 012) must be designated on frame.


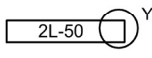

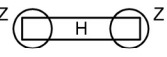
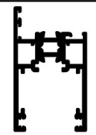
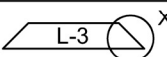
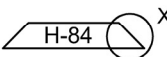

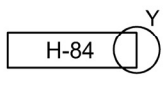

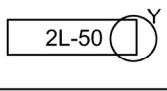

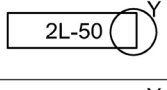

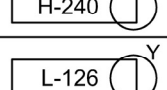
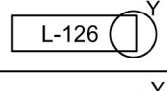

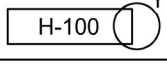

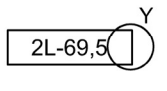


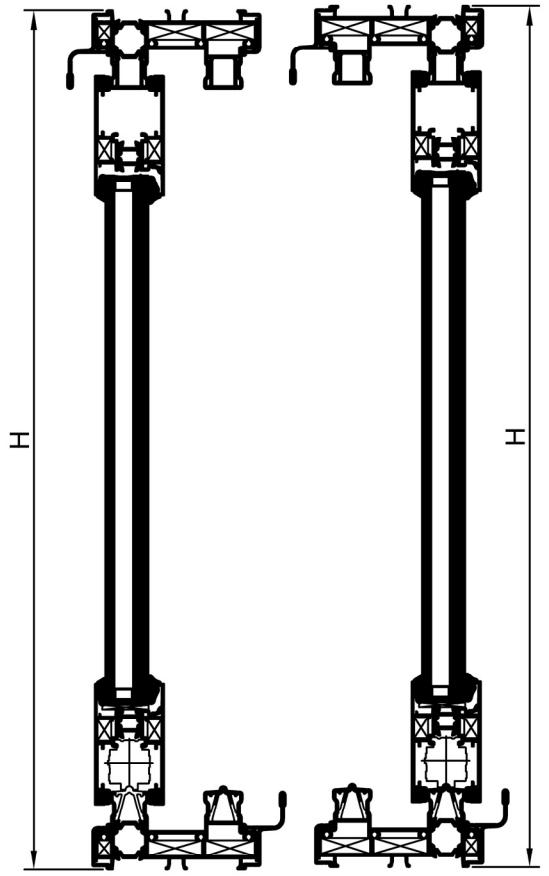
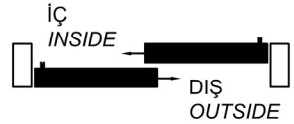
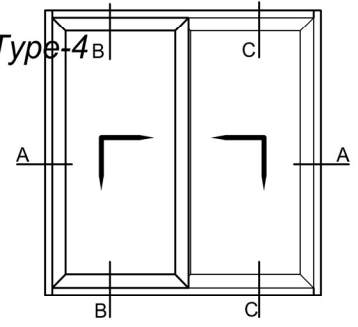
A-A Kesiti
Section A-A

Ölçek : 1/5
Scale: 1/5

Kesim Ölçüleri Cutting Measures

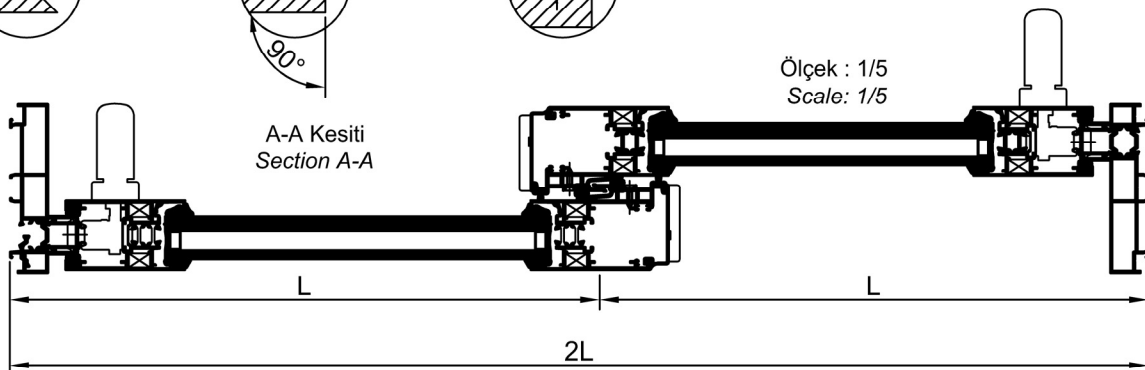
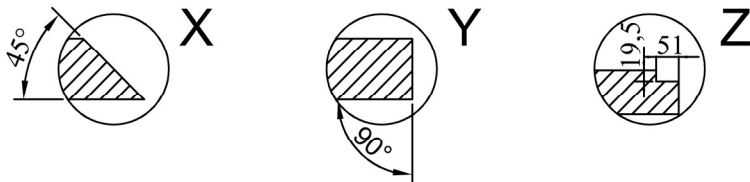
90° Çerçeve Tip-4 90° Frame Connection Type-4

Profilin adı Profile Name	Kodu Code	Sembol Symbol	Adet Quantity	Kesim Cutting	Frezeleme Milling
Kasa Profili Frame Profile	45SL10		2		---
	45SL11		2		Bkz. sayfa 9-5 See page 9-5
Kanat Profili Sash Profile	45SL20		4		Bkz. sayfa 9-5, 9-6 See page 9-5, 9-6
			4		
Kenet Profili Clamp Profile	45SL50		2		Bkz. sayfa 9-7 See page 9-7
Damlalık Profili Weatherdrip Profile	45SL51		2		Bkz. sayfa 9-8 See page 9-8
Kapak Profili Cover Profile	45SL52		2		Bkz. sayfa 9-8 See page 9-8
Cam Çıtası Glazing Bead	10-3133		4		Kanat üzerinden ölçü alınacaktır Cutting depth must be measured directly on frame
			4		
Kenet Plastiği Clamp Plastic	A02 010		2		---
Alt Ray Bottom Rail	A02 011		2		Bkz. sayfa 9-9 See page 9-9
	A02 013				



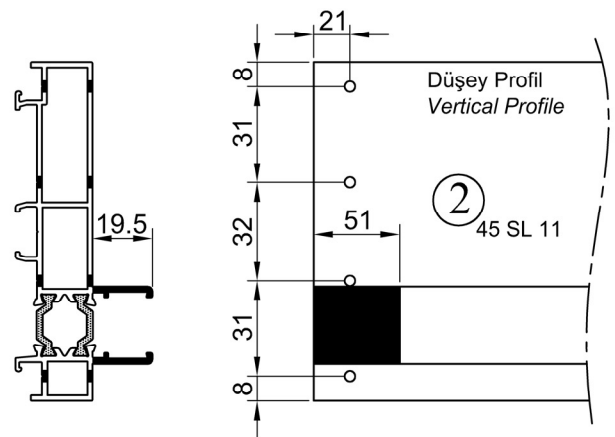
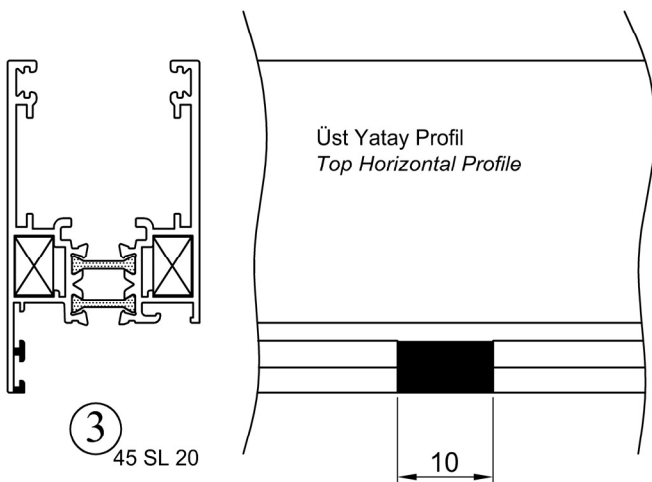
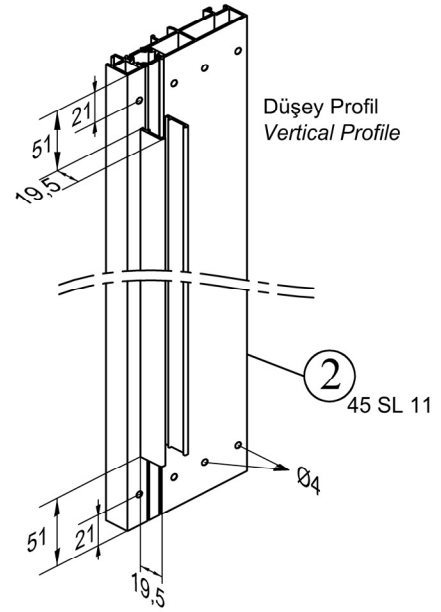
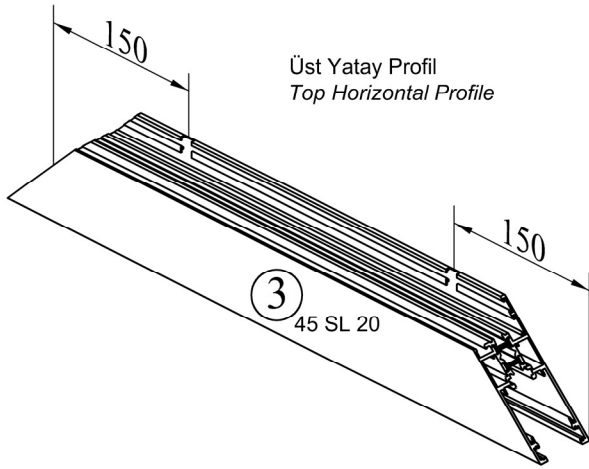
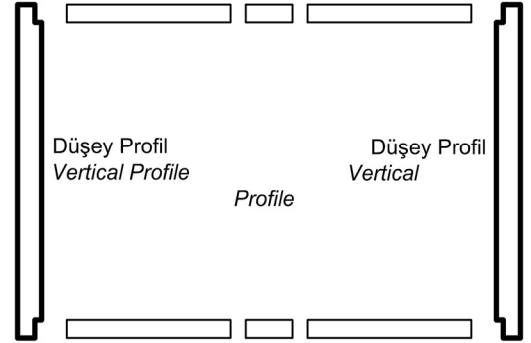

Not : A 02 012 kodlu kapak plastiği kesim ölçüleri ve adedi çerçeve üzerinden belirlenecektir.

Note: Cutting measures and quantity of cover plastic (A 02 012) must be designated on frame.



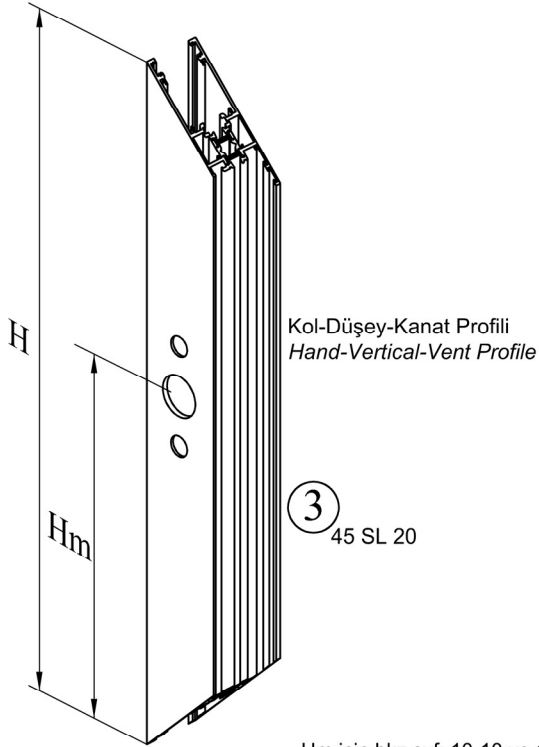
Frezeleme Ölçüleri
Milling Measures

Kanat hava tahliyesi-Kasa Frezeleme
Milling of sash for air drainage hole and frame

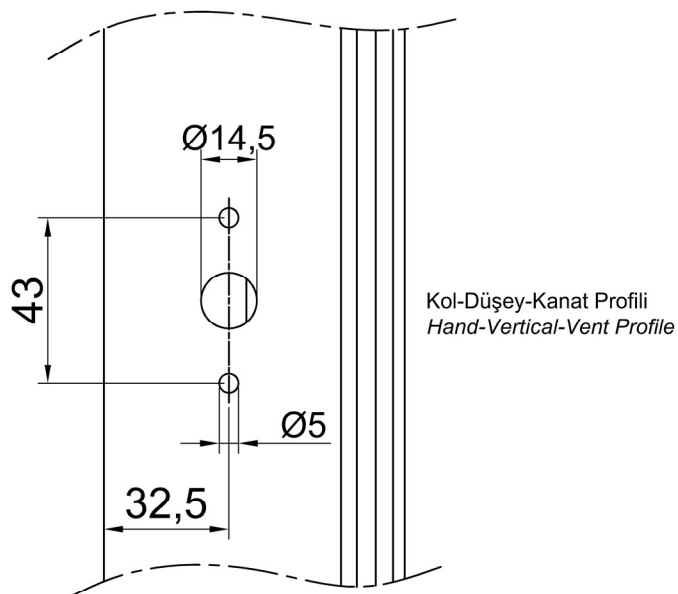
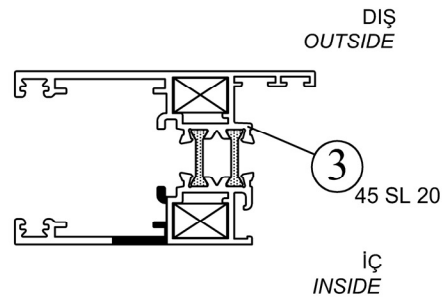
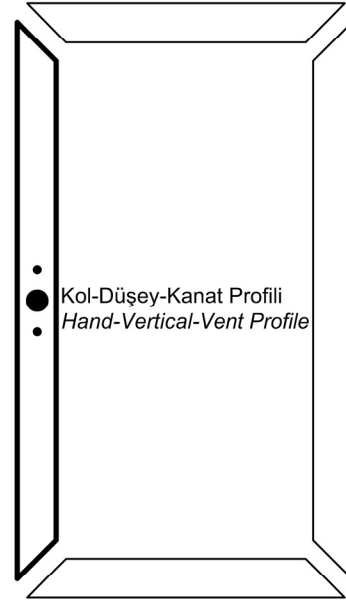


Frezeleme Ölçüleri
Milling Measures

Kolu delikleri Açma
Drilling of holes for handle

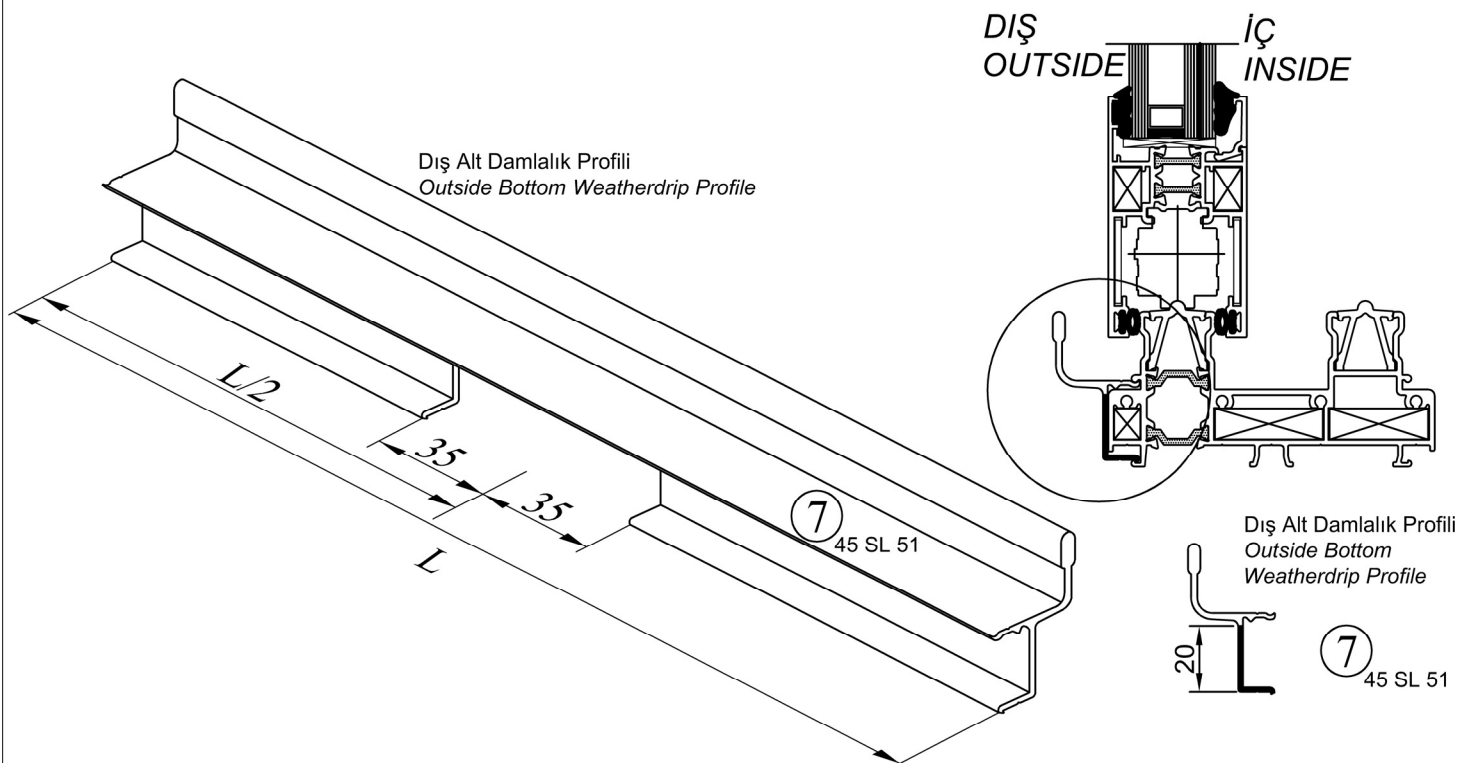
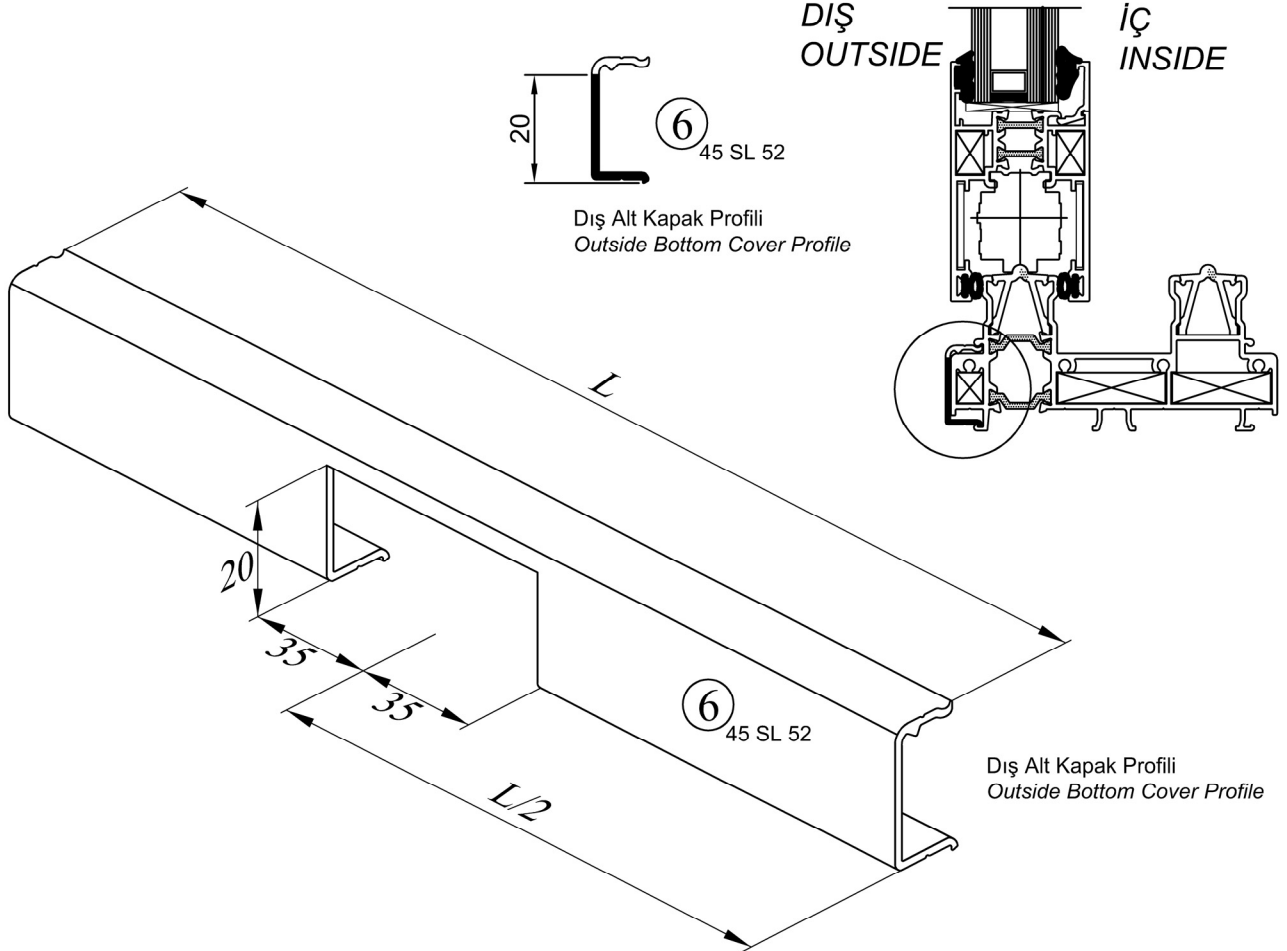


Hm için bkz syf: 10-10 ve 10-14
Measures for Hm see pages 10-10 and 10-14



Frezeleme Ölçüleri
Milling Measures

Kapak ve Damlalık profilleri
Cover and Weatherdrip Profiles



SL45

Kesim Ölçüleri
Milling Measures

Raya su tahliye delikleri açma
Water drainage holes on Rail

